

# Vertical Conveyor for Unit Loads

The **NERAK S-Conveyor**



**N | E | R | A | K**  
FÖRDERTECHNIK

EXPERTS IN VERTICAL CONVEYING

## Continuous Horizontal-Vertical Conveying of Unit loads

**As experts in vertical conveying we offer you the most practical solution for every task. This means: cost effective in investment; reliable and durable in operation.**

Throughout the industry the name NERAK is synonymous with S-Conveyors in unit load handling.

By combining innovation with well established and proven design techniques, NERAK have developed a classical solution.

NERAK S-Conveyors have become established in logistic systems overcoming height differences with high throughputs particularly where the process is timecritical e.g. in the car industry, distribution centres and international airports check-ins.

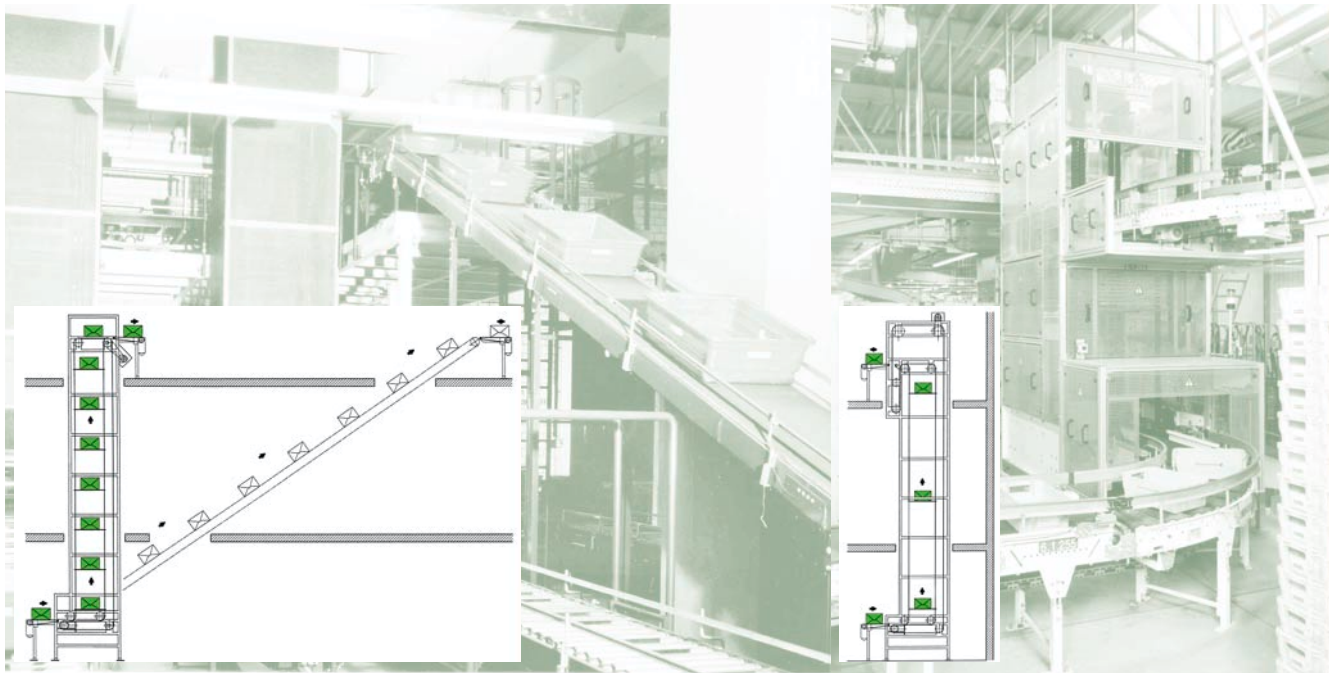
High quality specifications for materials and components ensure long term reliability with low maintenance and a complete range of in-house manufacturing facilities guarantees a continuous high quality standard. For single solutions as well as complete lines, OEMs and end users select the NERAK S-Conveyor or C-Conveyor for an efficient solution in vertical conveying. We offer the complete package from design through manufacture and assembly to final installation and commissioning.

The NERAK S-Conveyor finds applications in many fields for unit load conveying.

- trays •cartons •EURO-pallets
- sacks •shrink-wrapped goods
- soft packaging •work pieces
- luggage •other unpacked goods

All parts are conveyed carefully and quickly. Different shapes and sizes can be accommodated without change-parts or adjustments.

## Ground breaking technology for unobstructed function



**S-Conveyor**

**C-Conveyor**

With synchronised speeds the goods are transferred smoothly from the indexing horizontal conveyor to the platform of the S-Conveyor. As it travels horizontally a solid level platform is formed for carrying loose items.

The space saving design creates an optimum layout for vertical conveying, up or down particularly when compared to an inclining belt conveyor.

The continuously running system of the NERAK rubber block chains provides for vibration free, silent operation with high throughputs. Depending on product size, up to 3000 items per hour.

NERAK S-Conveyors can be fabricated from aluminium, mild steel or stainless steel profiles with appropriate guarding to suit all applications and operating conditions. Large access doors are provided for maintenance and cleaning.

Where a standard elevator doesn't quite fit the bill, NERAK can supply a machine tailor made to suit individual requirements.

### DISCHARGE



At the discharge the platforms travel around the idler wheels transferring the goods smoothly onto the down-stream conveyor.


### FEEDING



## A drive system for rapid transfers

**The NERAK unique steel cable reinforced rubber block chains used for the drive system give smooth, quiet and very high efficiency running, and without the need for lubrication provide a clean environment with extremely low maintenance requirements.**


**For heavy duty applications platforms are attached with special brackets to the rubber block chains in order to provide an even distribution of the load.**



The platforms are fabricated from reinforced polyester rods with a PVC covering to provide a slip free surface.

For special applications or where very small goods are to be conveyed the surface of the platforms comprises close fitting plates ensuring a smooth transfer to and from the platforms.



*Platform for barrels*



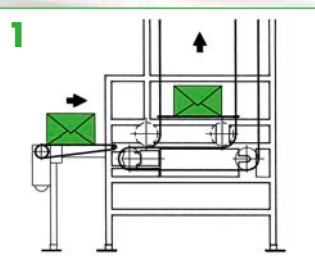
*Platform for Euro-pallets*



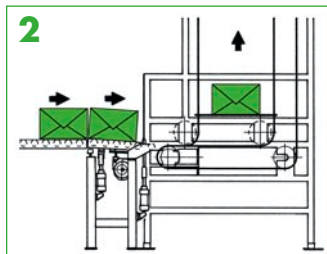
*Platform for motor blocks*




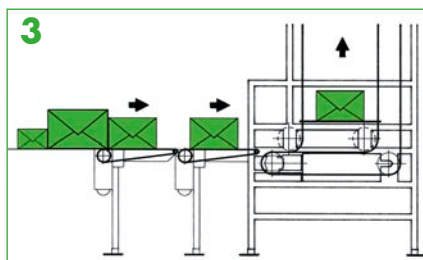
Photoelectric cells detect approaching goods and stop the infeed conveyor until the platforms are in the correct position. The infeed conveyor then restarts transferring the goods smoothly onto the platform.



There must always be a gap between goods arriving on the indexing conveyor **(1)**. If not, separation can be achieved by a gating mechanism **(2)** or by a and separationng conveyor **(3)**.



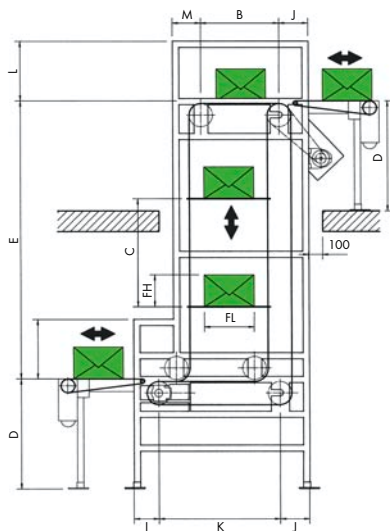
Where stand alone operation is required the elevators can be controlled by a small plc, alternatively when used in a production line, the photoelectric cells can be wired to a local terminal box for connection to the main control cabinet.



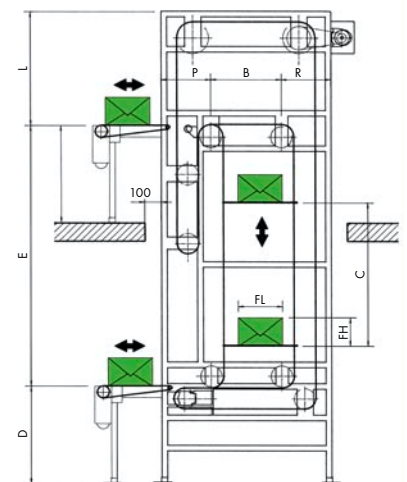
## Type description S- and C-Conveyor

	LIGHT max 30 kg	MEDIUM max 100 kg	HEAVY max 200 kg	HEAVY XXL 300 - 1500 kg lengthwise conveying		LIGHT max 30 kg	MEDIUM max 100 kg	HEAVY max 200 kg
Type	S 169/33/32	S 253/33/50	S 316/43/70	S 631/55/70	Typ	SC 169/33/32	SC 253/33/50	SC 316/43/70
A	200-1000	300-1500	600-2000	1000-1800	A	200-1000	300-1500	600-2000
	Steps all 100					Steps all 100		
B	462, 561, 660, 759, 858, 957, 1056, 1155 Step 33		731, 860, 989, 1118 Step 43	1045, 1210, 1375, (FL+150) Step 55	B	462, 561, 660, 759, 858, 957, 1056, 1155 Step 33		731, 860, 989, 1118 Step 43
C		min. B+FH+100	min. B+FH+150	min. B+FH+200	C	approx. 3B to 4B		
D	min. 400	min. 500	min. 650	800	D	min. 400	min. 500	min. 650
E	Lifting height				E	Lifting height		
FL	max. length of conveying goods				FL	max. length of conveying goods		
FB	max. width of conveying goods				FB	max. width of conveying goods		
FH	max. height of conveying goods				FH	max. height of conveying goods		
I	180	260	500	460				
J	210	250	340	423				
K	B + approx. 350	B + approx. 400	B + approx. 400	B + approx. 856	P	393	503	728
	Exact dimension after fixing dimension B and E				R	393	400	512
L		FH + 150		FH + 250	L	Head height		
M	204	250	340	528	M	204	250	340
O	281	330	395	420	O	281	330	395

all dimensions in mm without obligation

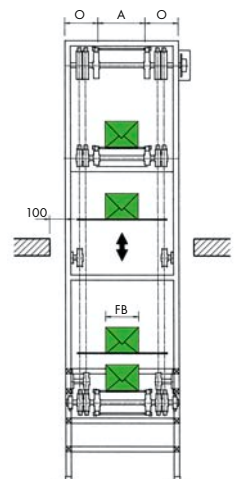
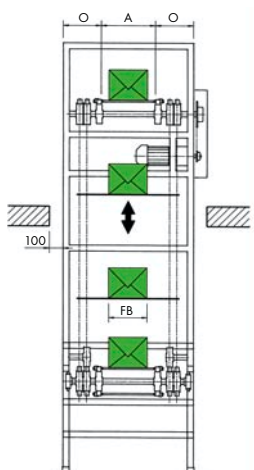


- A - Platform width
- B - Platform length
- C - Platform pitch
- D - Inlet height
- E - Lifting height
- FL - Length of conveying goods
- FB - Width of conveying goods
- FH - Height of conveying goods
- v - Speed m/s



**S**  
Types

**C**  
Types



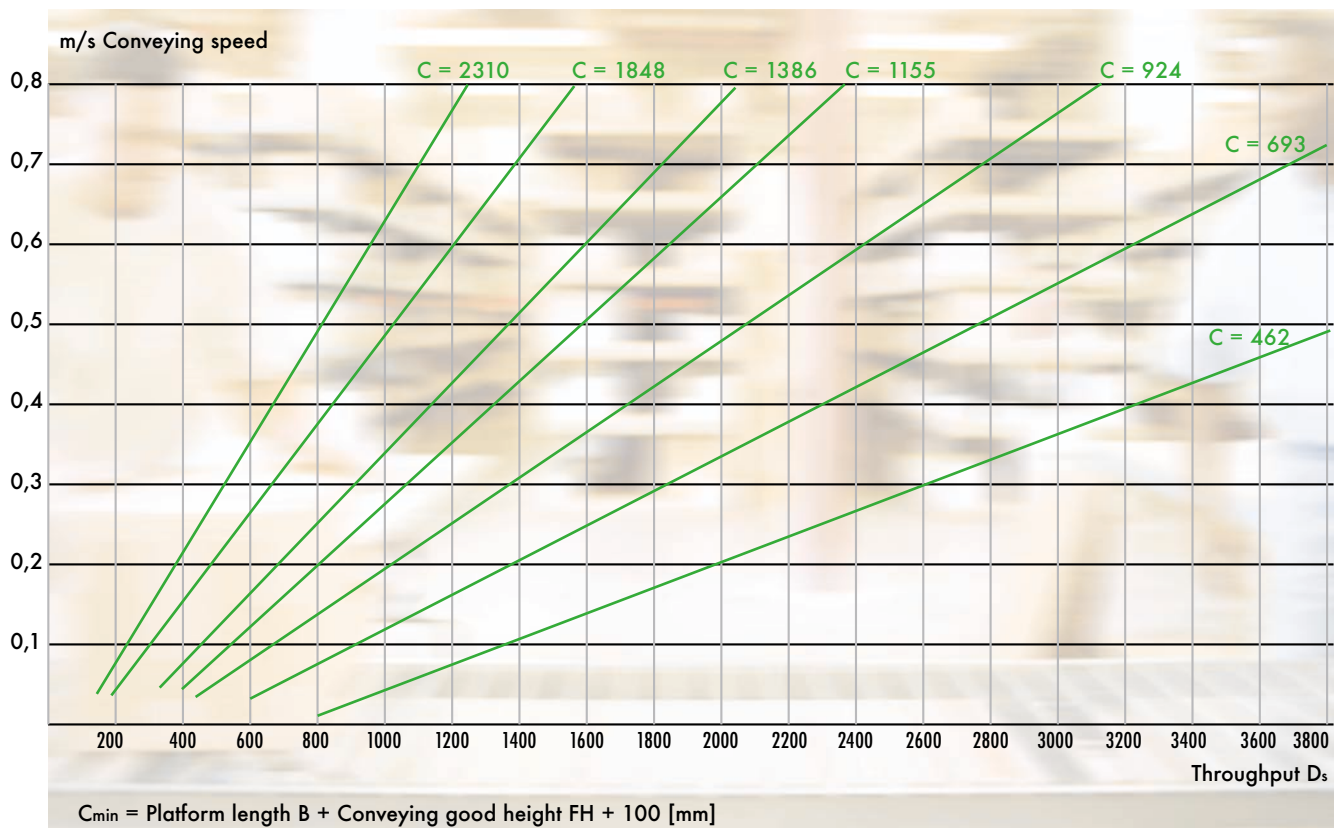
To determine the maximal throughput for an S-Conveyor first calculate the minimum platform pitch  $C_{min}$  [mm] (see table).

The result must be rounded up or down, so that the length is divisible by the pitch of the chain (33 mm / 43 mm / 55 mm).

If the required throughput  $D_s$  (Platforms/h) is less than the maximum the platform pitch can be increased (up to 2500 mm).

Note:  
This throughput calculation is only valid for S-Conveyors, for C-Conveyors, please refer to NERAK.

$$D_s [\text{Platforms/h}] = \frac{v [\text{m/s}] \times 3600 \times 1000}{C [\text{mm}]}$$



- Car industry
- Postal services
- Newspaper publishers
- Distribution centres
- Airports
- Breweries
- Dairies
- Catering
- Deep freeze stores
- White goods
- .. and much more



e.g. in portal services ...



... or at baggage handling

### Sales and service centres:

Australia  
Austria  
Belgium  
Brazil  
Czech Republic  
Finland  
France  
India  
Israel  
Italy  
Japan  
Korea  
Malaysia  
Netherlands  
Norway  
Poland  
Sweden  
Schweizerland  
Taiwan

Internovi B.V.  
[info@internovi.nl](mailto:info@internovi.nl)  
[www.internovi.nl](http://www.internovi.nl)